

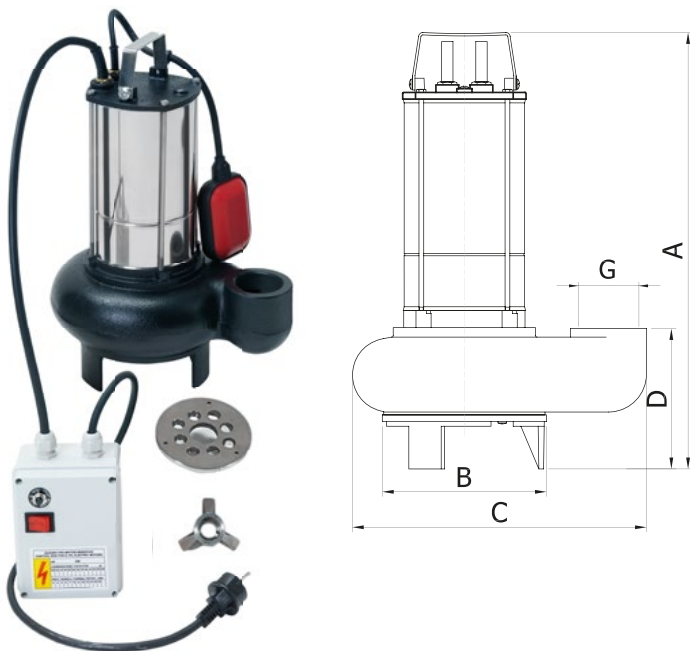


Drainage Pumps

Made in Italy



Catalogo 60 Hz



Specifications

With Grinder

Capacitor Outside

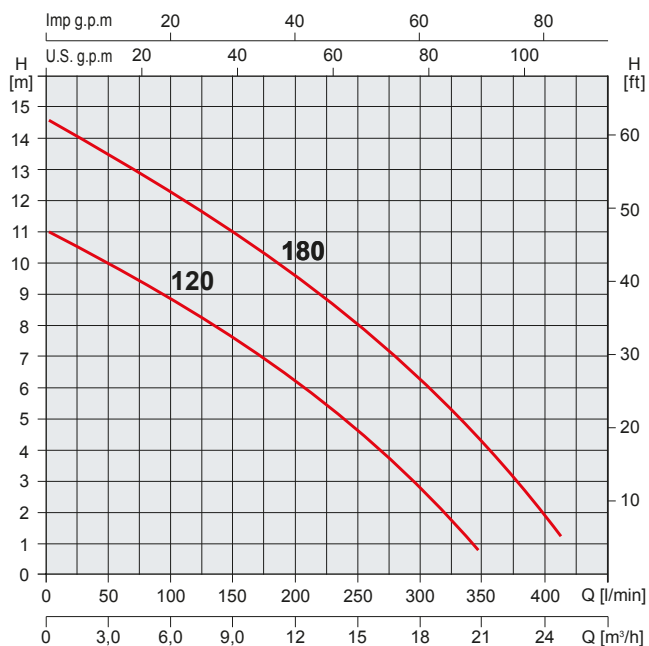
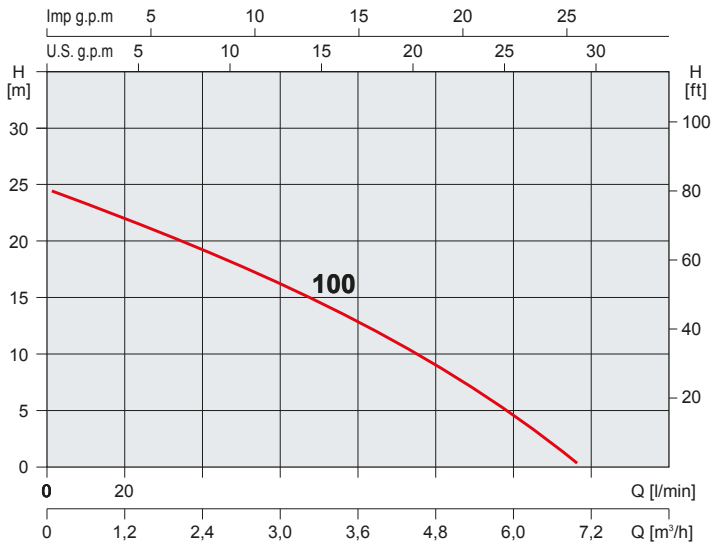
Tolerances and Performances as per: **EN ISO 9906 Annex A1 level 2**

Construction as per: **EN 60 335-2-41 (CEI 61-69)**

Dimensions

Pump	A(mm)	B(mm)	C(mm)	D(mm)	G	Kg
100 DB	457	170	223	120	1"	16
100	371	170	223	120	1"	15
120	431	170	310	150	2"	24
180	446	170	310	150	2"	26

Operating Curves 60 Hz - 3400 rpm



GRINDER

Pump	Power		Ampere		DMN	Q	Delivery (3400 rpm)									
	Hp	Kw	220-240 V	μ F			m ³ /h	0	3	6	7,5	9	12	18	24	27
			60 Hz					L/min	0	50	100	125	150	200	300	400
100	1	0,75	6	20	1"	Hm	25	16,8	5,7	0	-	-	300	400	400	
120	1,2	0,9	10,5	35	2"	Hm	11	10	8,9	8,3	7,7	6,3	2,9	-	-	
180	1,8	1,3	12,5	35	2"	Hm	15	13,5	12,4	11,7	11,1	9,7	6,4	2	-	



Specifications

Clean Water Application

Built-In Capacitor

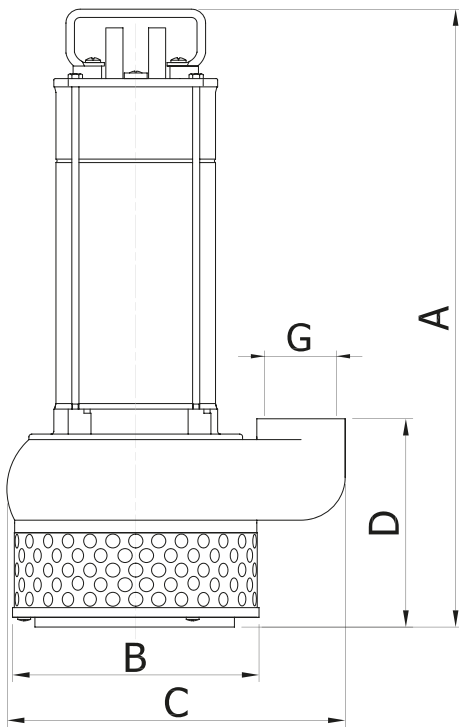
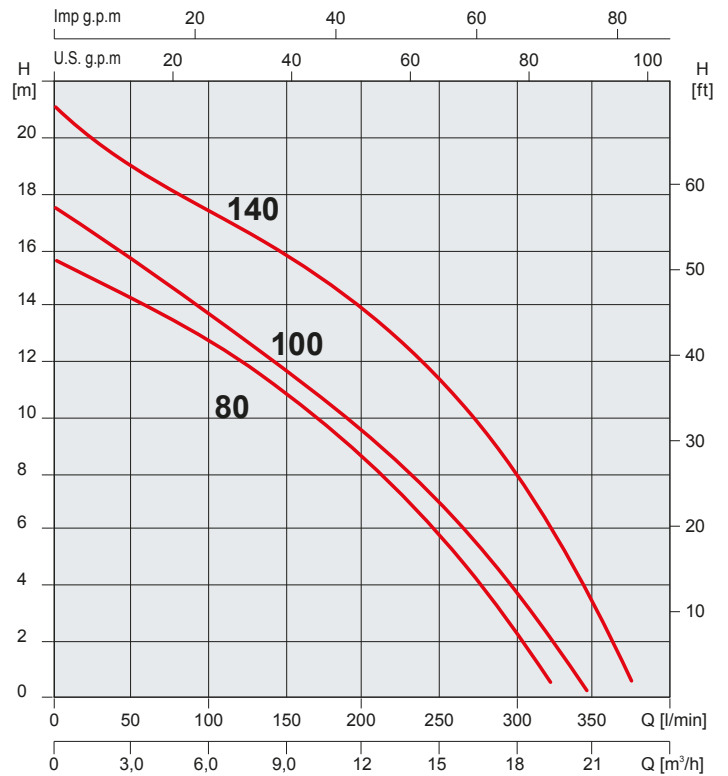
Tolerances and Performances as per: EN ISO 9906 Annex A1 level 2

Construction as per: EN 60 335-2-41 (CEI 61-69)

Dimensions

Pump	A(mm)	B(mm)	C(mm)	D(mm)	G	Kg
80	405	170	235	150	1" 1/2	14
100	446	170	235	150	1" 1/2	16
140	446	170	235	150	1" 1/2	18

Operating Curves 60 Hz - 3400 rpm



DRAIN-CI

Pump	Power		Ampere		DMN	Q	Delivery (3400 rpm)									
	Hp	Kw	220-240 V	µF			m³/h	0	3	6	9	12	15	18	21	24
			60 Hz													
80	0,8	0,58	5,4	14	1" 1/2	Hm	15,5	14,4	12,8	10,9	8,6	5,8	2,3	-	-	
100	1	0,75	6,6	20	1" 1/2	Hm	17,5	15,5	13,6	11,7	9,5	6,9	3,7	0	-	
140	1,5	1,1	9	20	1" 1/2	Hm	21,5	19,1	17,5	15,9	14	11,5	8,1	3,6	0	



Specifications

Clean Water Application

Capacitor Outside

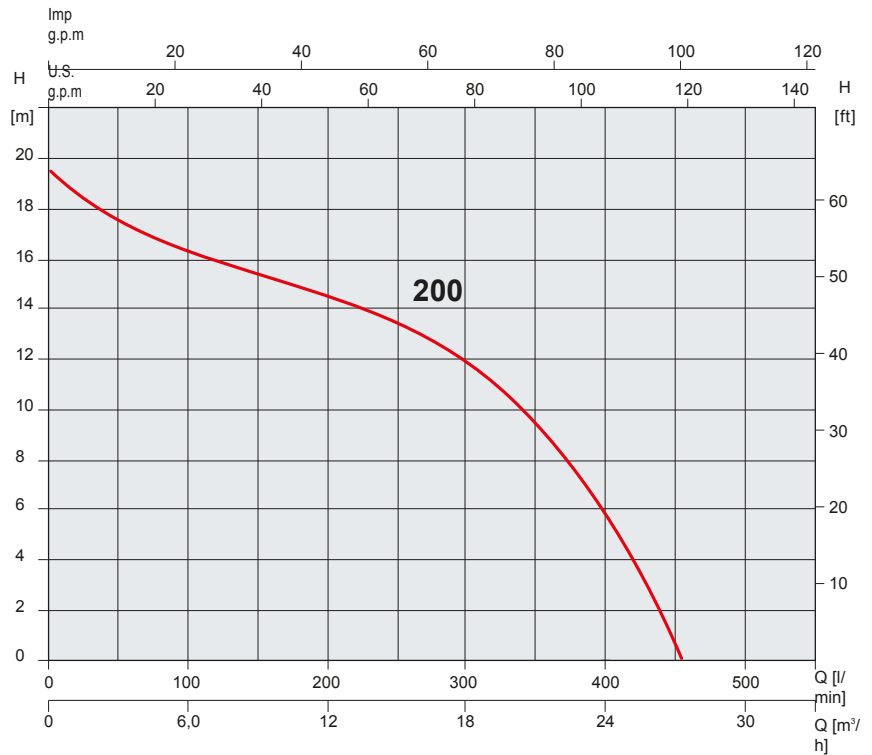
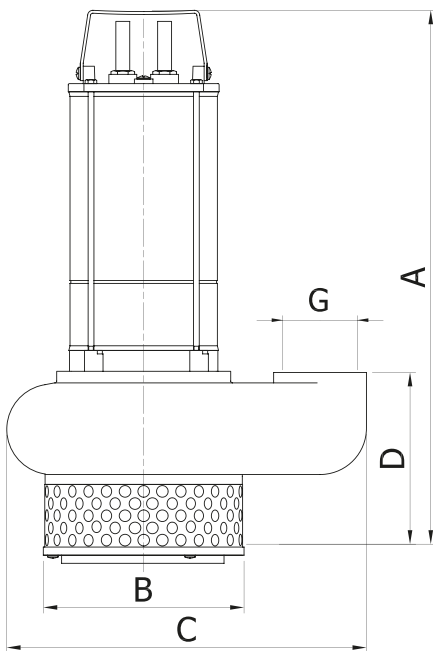
Tolerances and Performances as per: **EN ISO 9906 Annex A1 level 2**

Construction as per: **EN 60 335-2-41 (CEI 61-69)**

Dimensions

Pump	A(mm)	B(mm)	C(mm)	D(mm)	G	Kg
200	458	170	310	162	2"	26

Operating Curves 60 Hz - 3400 rpm



DRAIN-CO

Pump	Power		Ampere		DMN	Delivery (3400 rpm)														
	Hp	Kw	220-240 V	μF		Q		Delivery (3400 rpm)												
			60 Hz			m ³ /h	L/min	0	3	6	9	12	18	24	27					
200	2	1,5	13	40	2"	Hm	20	17,9	16,8	16	15,2	12,3	6,1	0						



Specifications

Waste Water Application

Built-In Capacitor

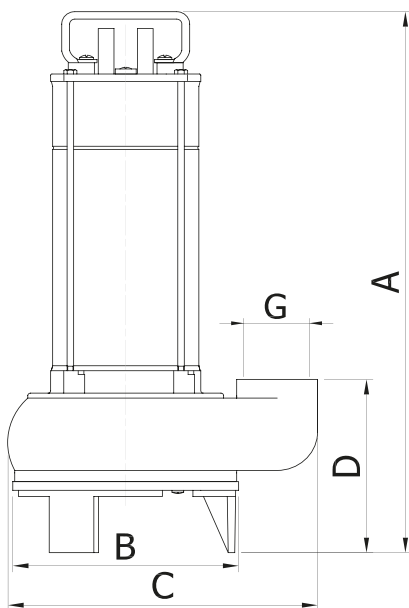
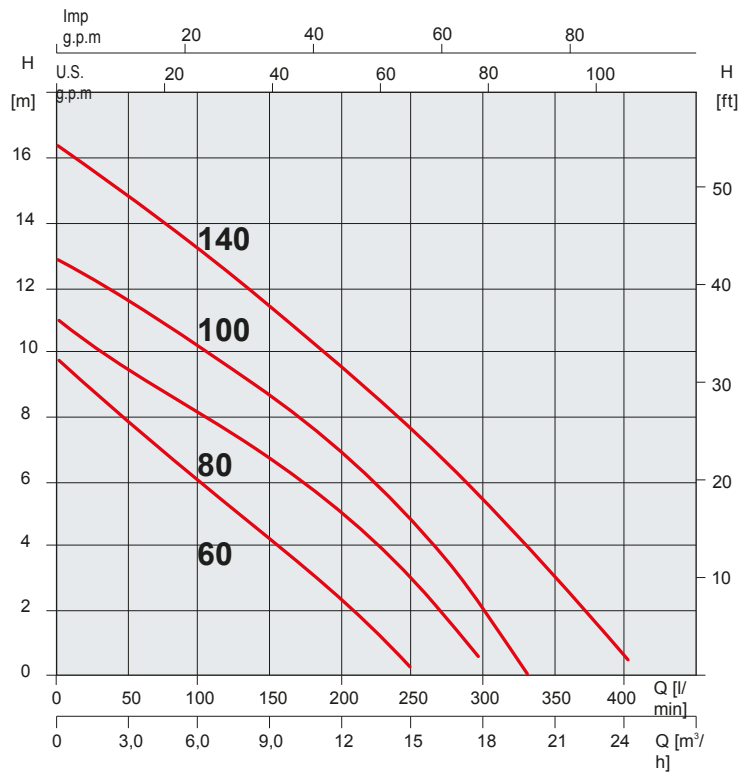
Tolerances and Performances as per: **EN ISO 9906 Annex A1 level 2**

Construction as per: **EN 60 335-2-41 (CEI 61-69)**

Dimensions

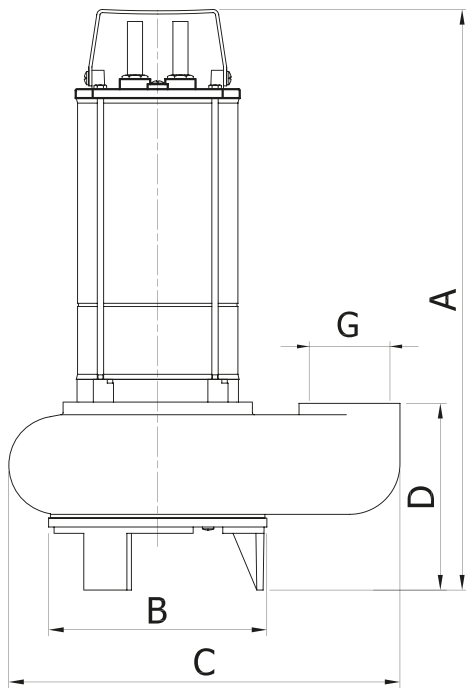
Pump	A(mm)	B(mm)	C(mm)	D(mm)	G	Kg
60	330	136	195	110	1" 1/4	8
80	394	170	235	139	1" 1/2	14
100	435	170	235	139	1" 1/2	16
140	435	170	235	139	1" 1/2	18

Operating Curves 60 Hz - 3400 rpm



VORT-CI

Pump	Power		Ampere		DMN	Q	Delivery (3400 rpm)								
	Hp	Kw	220-240 V	µF			m³/h	0	3	6	9	12	15	18	24
			60 Hz												
60	0,6	0,45	3,5	14	1" 1/4	Hm	9,5	7,7	5,8	73,2	65	55,9	46	35,7	
80	0,8	0,58	4,2	14	1" 1/2		11	9,4	8	105	92,9	79,3	64,7	49,7	
100	1	0,75	5,1	20	1" 1/2		12,5	11,5	10,1	62,4	55,9	38,5	27,9	16	
140	1,5	1,1	7,2	20	1" 1/3		16	14,7	13,1	75,4	65,7	42,9	30,2	17	



Specifications

Waste Water Application

Capacitor Outside

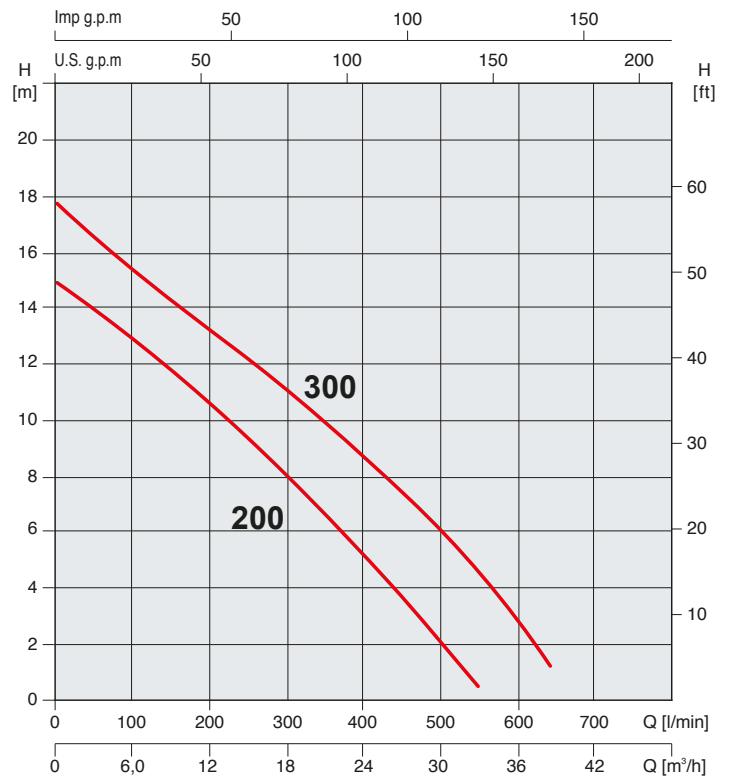
Tolerances and Performances as per: **EN ISO 9906 Annex A1 level 2**

Construction as per: **EN 60 335-2-41 (CEI 61-69)**

Dimensions

Pump	A(mm)	B(mm)	C(mm)	D(mm)	G	Kg
200	446	170	310	150	2"	26
300	446	170	310	150	2"	26

Operating Curves 60 Hz - 3400 rpm



VORT-CO

Pump	Power		Ampere		µF	DMN	Q	Delivery (3400 rpm)									
	Hp	Kw	220-240 V	360 V				m³/h	0	1,2	1,6	2,4	3,6	4,2	4,8	5,4	5,7
			60 Hz	60 hz													
200	2	1,5	13,5	-	40	2"	Hm	36	33,8	31,5	28,5	20,5	15,6	10	3,8	0	
300	3	2,2	-	6	-	2"		47	41,2	37,4	33,1	22,8	17	10,7	4,1	0	